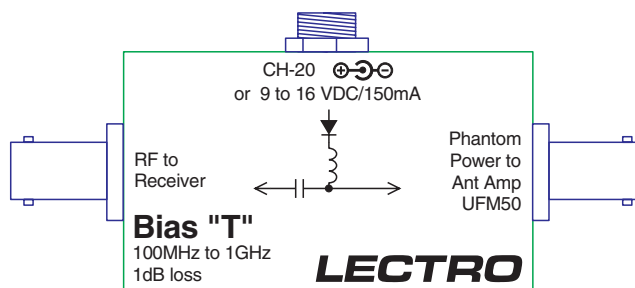


# BIAS "T"

## Coaxial Power Inserter

## INSTRUCTIONS



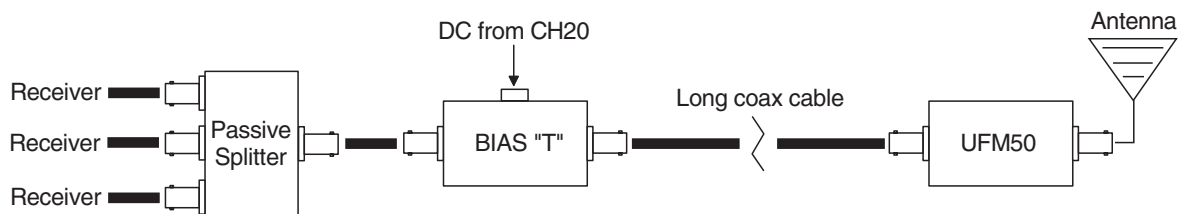
The Bias "T" is used to insert DC power into the antenna cable to power the UFM50 Filter/Amplifier. Installing the Bias "T" at the receiver end of the antenna cable with a CH20 will put 12 VDC at up to 150 mA onto the antenna cable.

The UFM50 requires 85 mA at 12 VDC. Good quality UHF antenna cable should allow several miles of length before resistance drops will reduce the available voltage.

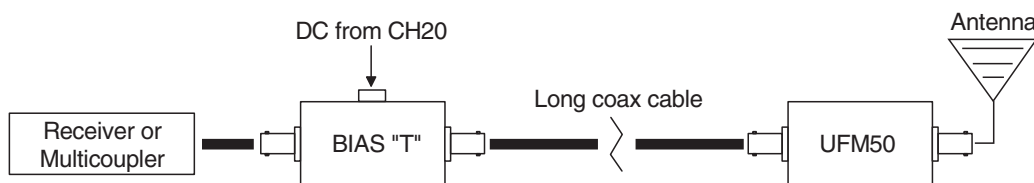
The Bias "T" consists of a feed inductor to apply DC to the BNC that goes to the UFM50 (the antenna side) and a blocking capacitor to keep DC off the receiver BNC side. The RF is connected directly from one BNC to the other with only the blocking cap in series. A locking power jack provides the connection to the CH20, the recommended power supply.

There is an internal blocking diode to prevent damage to the Bias "T" if reverse voltage is applied. The Bias "T" also contains a self resettable polyfuse which removes the input DC from the unit in case of a short on the antenna side. Like other Lectrosonics products with a polyfuse, removing the power from the unit for a few seconds will reset the fuse.

# Example Hookup Diagrams



*Passive Splitter Example*



*Direct Connection Example*

## Specifications

<b>Connections:</b>	2.1 mm locking micro for DC power in, BNC for antenna and receiver
<b>Freq Range:</b>	60 MHz to 950 MHz +/- 1dB 150 MHz to 850 MHz +/- 0.5dB
<b>Power Requirements:</b>	Lectrosonics CH20 or 9-16 VDC, 150 mA, center pin positive
<b>Safety Features:</b>	Reverse polarity protection prevents damage to the Bias T; Self resettable poly fuse protects against shorts on the antenna side.
<b>Dimensions:</b>	3.7" x 1.6" x 1.2"
<b>Weight:</b>	3.4 ozs



**LECTROSONICS®**

581 Laser Rd NE - Rio Rancho, NM - 87124 USA  
(800)821-1121 (505)892-4501 Fax(505)892-6243  
[www.lectrosonics.com](http://www.lectrosonics.com) [sales@lectrosonics.com](mailto:sales@lectrosonics.com)